

Product Overview

Large Ice Well Back Bar

Mobile outdoor back bar with double commercial refrigerator, ice well, POS enclosure and liquor display.

Unit Dimensions (l w h, lbs)

90" x 31" x 67", 1000 lbs

Ship Dimensions (l w h, lbs)

98" x 39" x 71", 1200 lbs

Standard Features

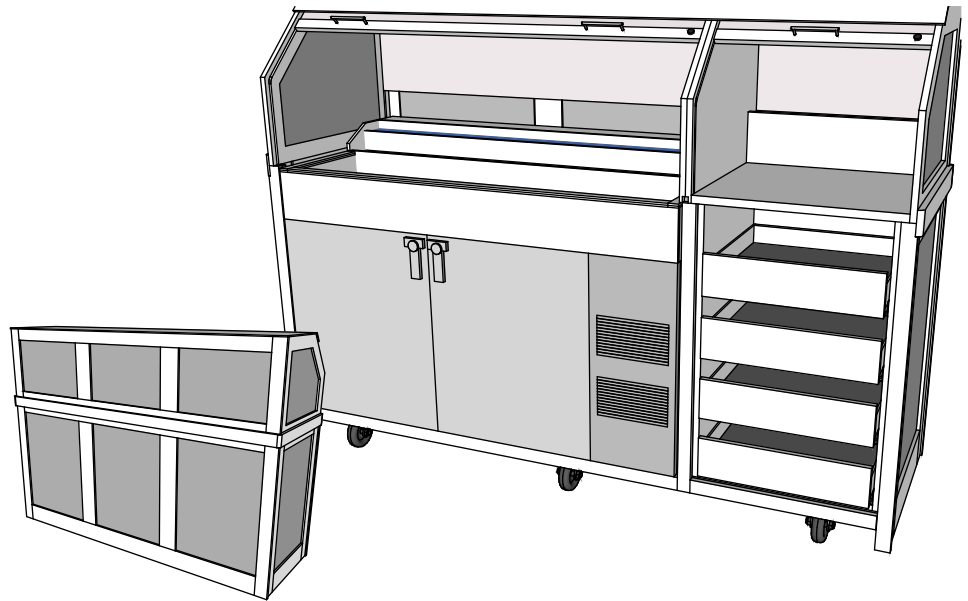
Ipe hardwood construction
Heavy duty 4"x2" casters
Locking front casters
Locking sliding doors
Under island storage
Granite top
Ice Well and Liquor Display
POS Enclosure
Drawers

Common Uses

Back Bar

9028X Ice Well Refrigerator Back Bar

DESIGNER SERIES EXTERIOR



Options & Accessories

Stock Counters (group a)

- Dark Granite Light Granite
- Solid White Solid Almond
- Other Counter*

Stock Panel Inserts (group a)

- White Acrylic Red Acrylic
- Wood Light Fabric
- Dark Fabric
- Other Panel Insert*

Stock Panel Frames

- Ipe Starboard White
- Starboard Brown

Common Accessories

- Cover
- Umbrella Holder - L R

*see options specifications sheet

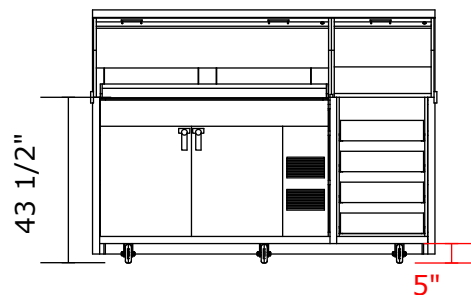
**L/R as seen from operator

Customer Approval

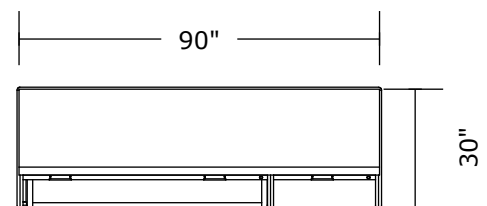
By _____

Date _____

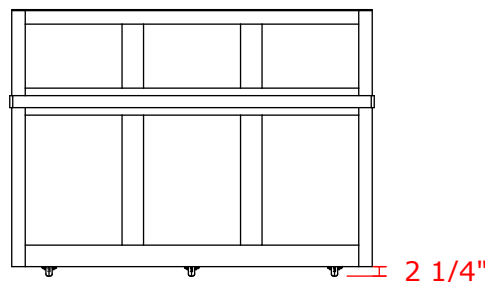
Front



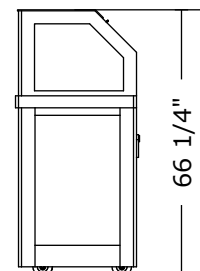
Top



Back



Side



Note: colors, finishes and weights will vary based on options chosen.