

Product Overview

Large Keg and Glassware Bar

Mobile outdoor bar commercial double keg refrigerator and drawers for glassware.

Unit Dimensions (l w h, lbs)

90" x 40" x 64", 900 lbs

Ship Dimensions (l w h, lbs)

98" x 48" x 64", 1200 lbs

Standard Features

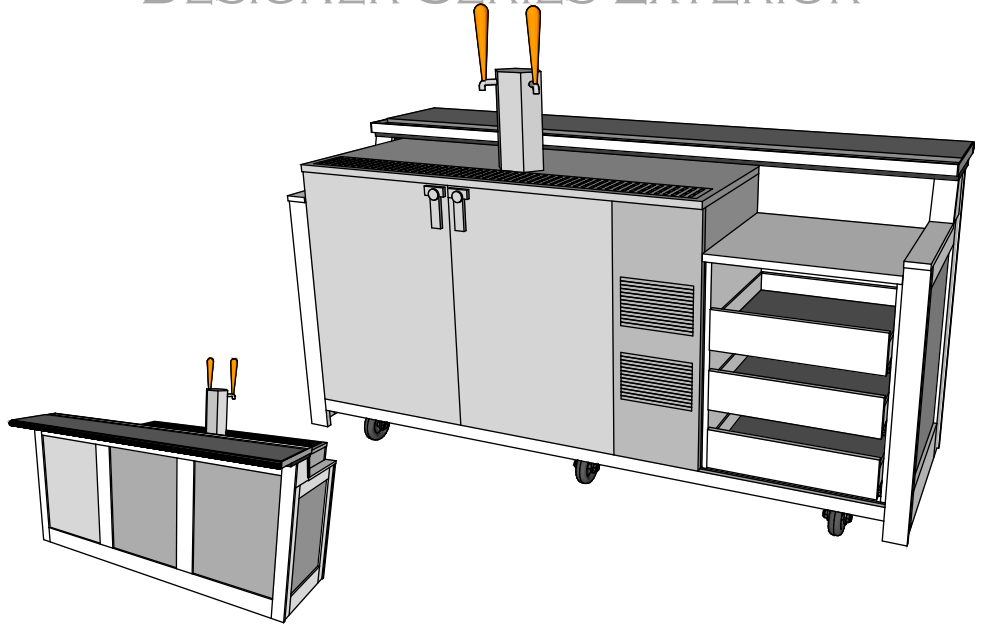
Ipe hardwood construction
Heavy duty 4"x2" casters
Locking front casters
Locking sliding doors
Under island storage
Granite top
60" Commercial Keg Refrigerator
Drawers

Common Uses

Beer service with glassware

9028X Double Keg Bar

DESIGNER SERIES EXTERIOR



Options & Accessories

Stock Counters (group a)

- Dark Granite Light Granite
 Solid White Solid Almond
 Other Counter*

Stock Panel Inserts (group a)

- White Acrylic Red Acrylic
 Wood Light Fabric
 Dark Fabric
 Other Panel Insert*

Stock Panel Frames

- Ipe Starboard White
 Starboard Brown

Common Accessories

- Cover
 Umbrella Holder - L R

*see options specifications sheet

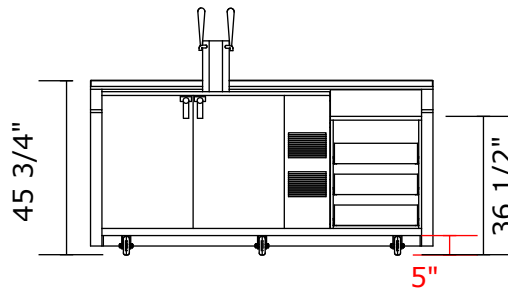
**L/R as seen from operator

Customer Approval

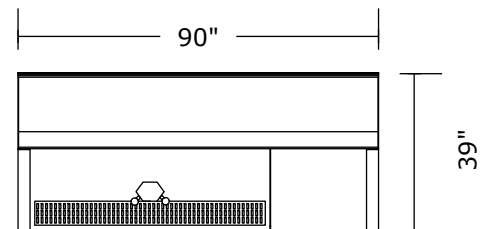
By _____

Date _____

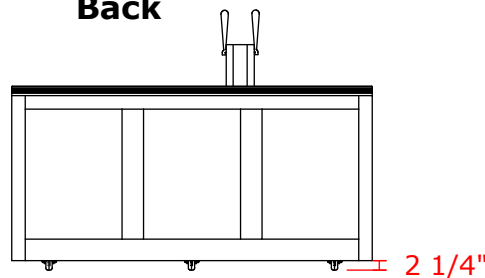
Front



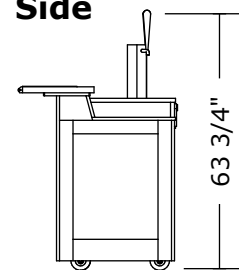
Top



Back



Side



Note: colors, finishes and weights will vary based on options chosen; bars depicted with standard 18" bar top with granite and drink rail. 12" narrow bar top available as special order.