

Product Overview

Sink Wait Station

Small mobile outdoor wait station with sink and under island storage.

Unit Dimensions (l w h, lbs)

30" x 31" x 45", 300 lbs

Ship Dimensions (l w h, lbs)

38" x 39" x 49", 450 lbs

Standard Features

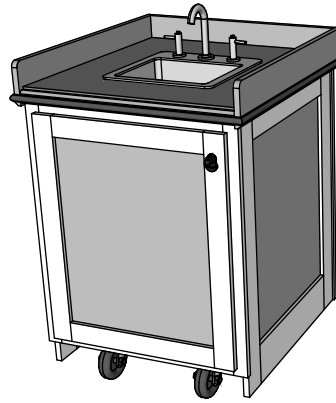
Ipe hardwood construction
Heavy duty 4"x2" casters
Locking front casters
Locking sliding doors
Under island storage
Granite top
Bar Sink

Common Uses

Hand wash station

2828X Sink Wait Station

DESIGNER SERIES EXTERIOR



Options & Accessories

Stock Counters (group a)

- Dark Granite Light Granite
- Solid White Solid Almond
- Other Counter*

Stock Panel Inserts (group a)

- White Acrylic Red Acrylic
- Wood Light Fabric
- Dark Fabric
- Other Panel Insert*

Stock Panel Frames

- Ipe Starboard White
- Starboard Brown

Common Accesories

- Cover
- Umbrella Holder - L R
- Menu Rack - L R
- Hot water heater
- Self contained water

*see options specifications sheet

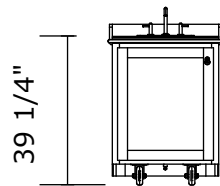
**L/R as seen from operator

Customer Approval

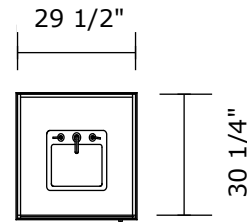
By _____

Date _____

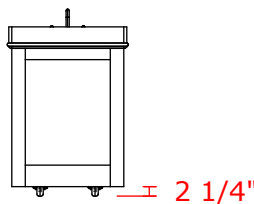
Front



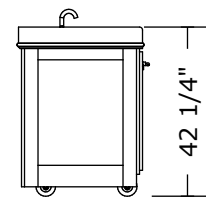
Top



Back



Side



Note: colors, finishes and weights will vary based on options chosen